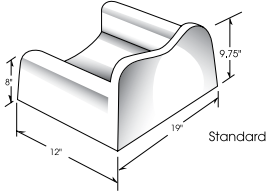
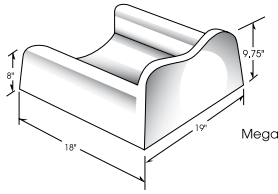


BLOCK SPECIFICATION SHEET



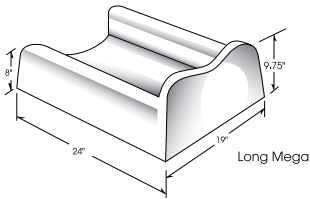
HERCULES STANDARD™ MODULE (36 units/pallet)

| | | |
|---|------|---------|
| Weight of one module | 95 | lbs. |
| Module center to center spacing | 27 | inches |
| Length of module (face to rear) | 12 | inches |
| Coursing height | 8 | inches |
| Coverage | 1.50 | sq. ft. |
| Volume of concrete in one square foot section of wall | 0.47 | cu. ft. |
| Volume of fill in one square foot section of wall | 0.53 | cu. ft. |



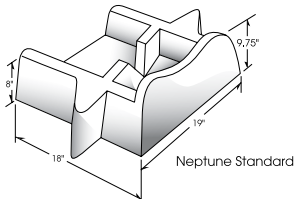
HERCULES MEGA™ MODULE (24 units/pallet)

| | | |
|---|------|---------|
| Weight of one module | 130 | lbs. |
| Module center to center spacing | 27 | inches |
| Length of module (face to rear) | 18 | inches |
| Coursing height | 8 | inches |
| Coverage | 1.50 | sq. ft. |
| Volume of concrete in one square foot section of wall | 0.67 | cu. ft. |
| Volume of fill in one square foot section of wall | 0.86 | cu. ft. |



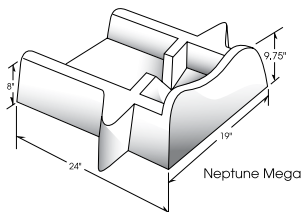
HERCULES LONG MEGA™ MODULE (20 units/pallet)

| | | |
|---|------|---------|
| Weight of one module | 165 | lbs. |
| Module center to center spacing | 27 | inches |
| Length of module (face to rear) | 24 | inches |
| Coursing height | 8 | inches |
| Coverage | 1.50 | sq. ft. |
| Volume of concrete in one square foot section of wall | 0.86 | cu. ft. |
| Volume of fill in one square foot section of wall | 1.09 | cu. ft. |



NEPTUNE STANDARD™ MODULE (20 units/pallet)

| | | |
|---|------|---------|
| Weight of one module | 165 | lbs. |
| Module center to center spacing | 27 | inches |
| Length of module (face to rear) | 18 | inches |
| Coursing height | 8 | inches |
| Coverage | 1.50 | sq. ft. |
| Volume of concrete in one square foot section of wall | .86 | cu. ft. |
| Volume of fill in one square foot section of wall | .70 | cu. ft. |



NEPTUNE MEGA™ MODULE (10 units/pallet)

| | | |
|---|------|---------|
| Weight of one module | 200 | lbs. |
| Module center to center spacing | 27 | inches |
| Length of module (face to rear) | 24 | inches |
| Coursing height | 8 | inches |
| Coverage | 1.50 | sq. ft. |
| Volume of concrete in one square foot section of wall | 1.05 | cu. ft. |
| Volume of fill in one square foot section of wall | 0.93 | cu. ft. |



Manufactured by or under license from Saint Louis Retaining Wall Company
 3916 Geraldine Ave. St. Louis, MO 63115 • 314-389-9255 • www.herculesmfg.com